

CyberTAN Technology, Inc.

Investors Meeting

Dec.8, 2023



Safe Harbor Notice

- ◆ This document and relevant information herein may contain internal and external forward-looking information and constitute forward-looking statement.
- ◆ This document and relevant information may contain certain forward-looking statements. Such forward-looking statement is not actual results but only reflects the Company's estimates and expectations and is subject to inherent risks and uncertainties that could cause actual results to differ materially from such statement.
- ◆ Any business outlook or forward-looking statement hereof reflects the Company's estimates and expectations as of now and is subject to change after this date. Unless required by applicable law, the Company undertakes no obligation to update any such information.
- ◆ We didn't expressed or implied any statement or promise, you should not place undue reliance on this presentation.

Agenda

- ◆ **Executive Summary**
- ◆ **Finance Report**
 - **Even Lee, Financial Director**
- ◆ **Operation Status & 2024 Outlook**
 - **Gwong Lee, CEO**
- ◆ **Q&A**

Executive Summary



2023 Global Economic Environment

- Trade war continues
- Inflation
- GDP growth rate dropped



Networking Industry Challenges & Opportunities

- Deinventory
- Geopolitics
- The rise of AI



CyberTAN Internal RD/Process Polish Up

- Process polish
- RD investment
- New product launched

Finance Report

3Q 2023 Income Statement



YoY Comparison

NT\$ million

Item	3Q 2023		3Q 2022		Change
	Amount	%	Amount	%	%
Net Revenue	1,244	100.0	1,901	100.0	-34.6
Gross Margin	17	1.3	108	5.7	-84.7
Operating Expenses	129	10.3	124	6.5	3.8
Operating Margin	(112)	-9.0	(16)	-0.8	
Non-Operating Items	90	7.3	95	5.0	
Net Income before Tax	(22)	-1.8	79	4.2	
Net Income	(23)	-1.9	52	2.7	
EPS(NT Dollar)	-0.07		0.16		

Q1~Q3 2023 Income Statement

YoY Comparison

NT\$ million

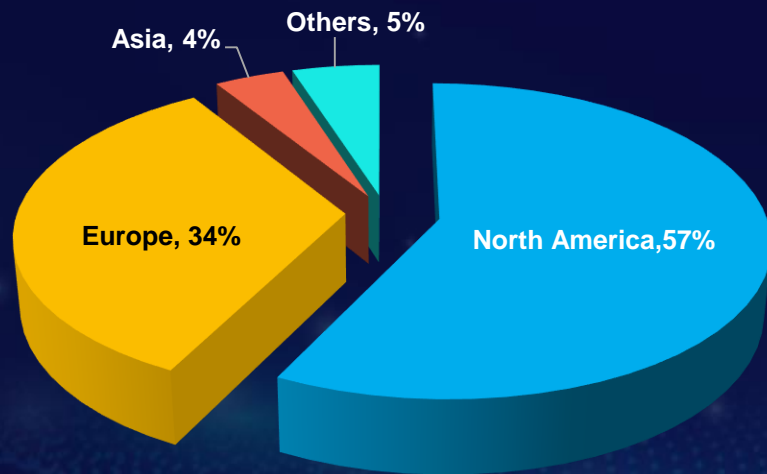
Item	Q1~Q3 2023		Q1~Q3 2022		Change
	Amount	%	Amount	%	%
Net Revenue	2,806	100.0	3,857	100.0	-27.2
Gross Margin	(8)	-0.3	144	3.7	-105.3
Operating Expenses	340	12.1	342	8.9	-0.7
Operating Margin	(347)	-12.4	(199)	-5.2	
Non-Operating Items	75	2.7	85	2.2	
Net Income before Tax	(272)	-9.7	(114)	-3.0	
Net Income	(245)	-8.7	(144)	-3.7	
EPS(NT Dollar)	-0.75		-0.44		

Balance Sheet

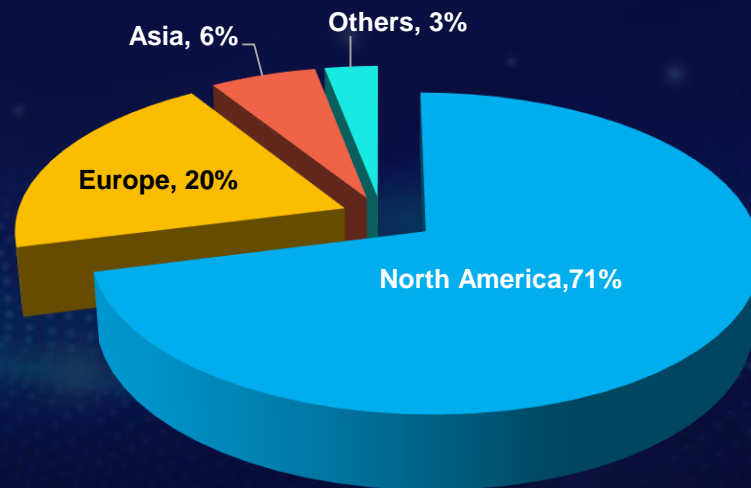
Item	2023.9.30		2022.12.31		2022.9.30	
	Amount	%	Amount	%	Amount	%
Total assets	7,484	100.0	7,511	100.0	8,611	100.0
Cash and cash equivalents	1,990	26.6	1,356	18.1	1,955	22.7
Financial assets at amortised cost	522	7.0	550	7.3	350	4.1
Accounts Receivable	1,072	14.3	1,977	26.3	1,947	22.6
Inventories	1,318	17.6	1,148	15.3	1,689	19.6
Investments accounted for using equity method	836	11.2	965	12.9	992	11.5
Property, plant and equipment	798	10.7	808	10.8	792	9.2
Right-of-use assets	408	5.5	296	3.9	531	6.2
Other Assets	540	7.2	410	5.5	355	4.1
Total Liabilities	2,615	34.9	2,446	32.6	3,326	38.6
Current borrowings	287	3.8	450	6.0	738	8.6
Accounts payable	1,402	18.7	1,061	14.1	1,617	18.8
Other Liabilities	926	12.4	935	12.5	971	11.3
Total Equity	4,868	65.1	5,065	67.4	5,284	61.4

Revenue Breakdown-By Region

2023Q1-Q3




2022Q1-Q3




Revenue Breakdown-By Product

2023Q1-Q3



2022Q1-Q3



Operation Status & Future Outlook

CyberWiFi SMB Solutions



- ◆ Cost-effective architecture design
- ◆ Unified platform to accommodate all SMB needs
- ◆ AI is changing the world

2024 Growth Drivers



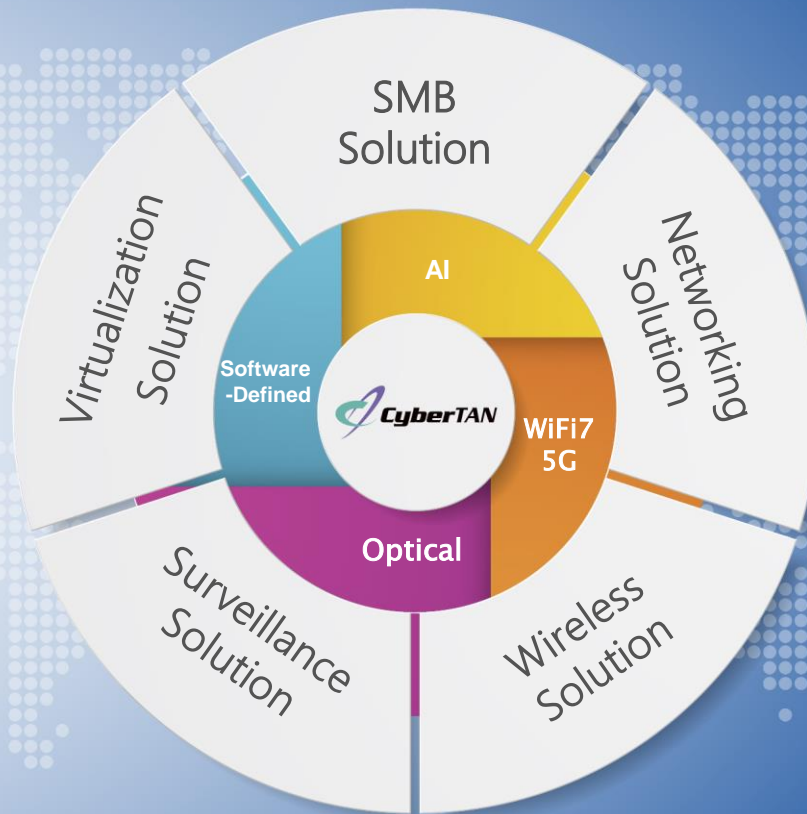
2024 Product Focus

1) Core Technologies:

- ◆ Wireless
- ◆ Software-Defined (Virtualization)
- ◆ Automation (Smart Manufacturing)
- ◆ AI

2) Solutions:

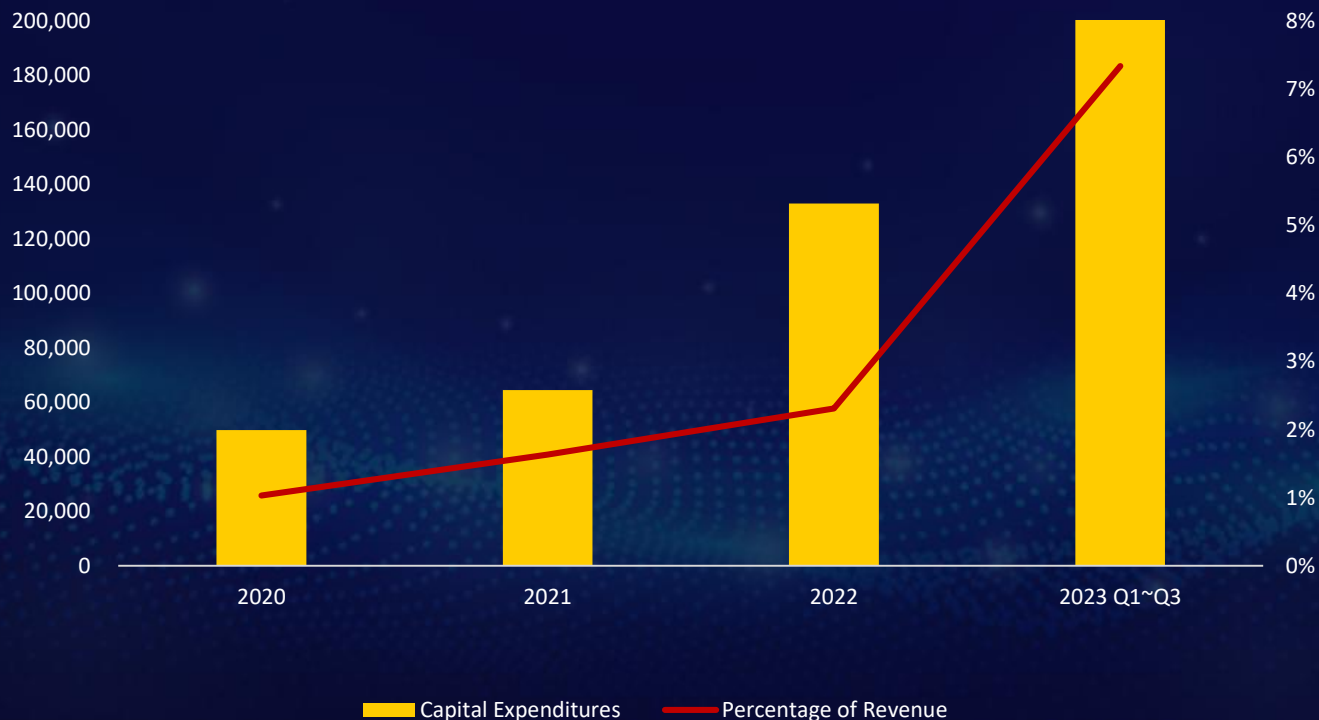
- ◆ SMB Solution
- ◆ Networking Solution
- ◆ Wireless Solution
- ◆ Virtualization Solution
- ◆ Surveillance Solution



2022-2023 CapEx

Capital Expenditures as a percentage of sales revenue

NT\$ Thousand



2023-2024 ESG

Corporate Governance	Risk Management Information Security Management
----------------------	--

Environmental Sustainability	ISO14064 Carbon Inventory Supplier Green Management Platform
------------------------------	---

Social Responsibility	Gender, Friendly, Diversity, Equality Work flexibility measures
-----------------------	--

Business Model & Innovation	Intellectual property Management Green product development
-----------------------------	---



Q & A

THANK YOU!